


Getting a FEMA SID Number

Students must have a FEMA Student ID (to obtain a FEMA Student ID go to <https://cdp.dhs.gov/FEMASID/> and click "Register for a FEMA SID" . There is also an option to update your profile or find your FEMA SID if you don't remember it, as well as FAQs.

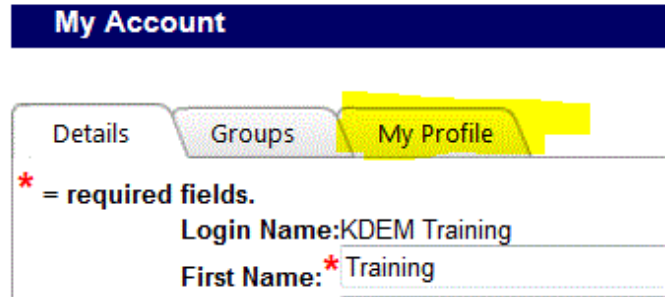
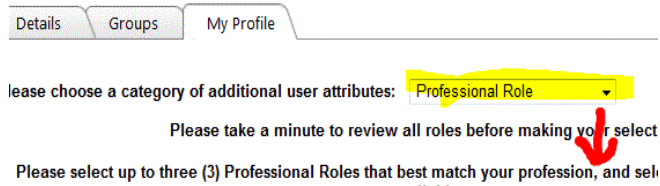
Adding Your FEMA SID Number to Your KS-TRAIN Profile

Now you can add your FEMA SID number to your KS-TRAIN profile.

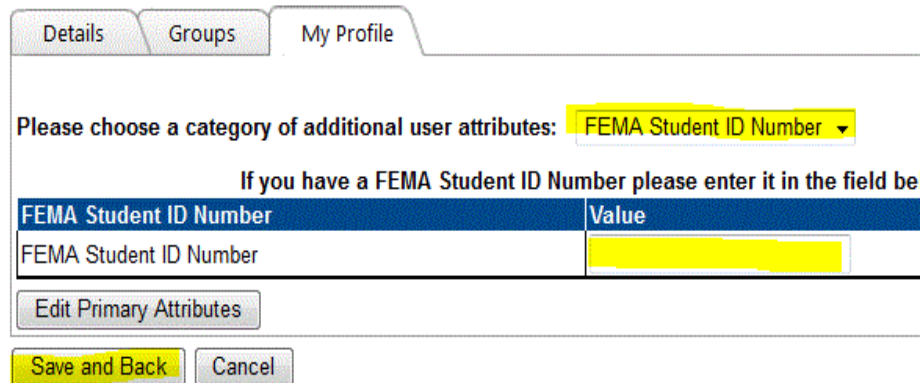
Just log into KS-TRAIN (<https://ks.train.org>) and go to "MY ACCOUNT" in the upper right-hand corner next to your name.



Once there, click on the "MY PROFILE" tab; then use the drop-down box to find the "FEMA Student ID Number" option.



This will open a new window with a field to enter your FEMA SID. Enter your number including the zeros; then click "SAVE AND BACK".



Now you're done and your number will be kept in your profile automatically. You won't have to search for it next time you sign up for KDEM trainings that require a FEMA SID.